








What to Grow in Containers











(A) - Annual
(B) - Biennial
(P) - Perennial

Flowers











Flower	Hanging Basket 	Tub or 2-5 gal. Container 	Large Container 8-12 inch pot	Small Container 4-6 inch pot	Full Sun 	Part Shade 	Full Shade 	High Yield	Transplant 	Water Sparingly 
Achimenes (P)	X			X					X	
Ageratum (A)			X	X	X	X			X	
Alyssum (P)	X		X				X	X	X	
Alyssum, Sweet (A) or (P)	X			X	X	X				
Aster (A)			X		X	X			X	
Balsam (A)			X		X	X			X	
Begonia (A)	X			X		X	X			
Browallia (A)	X			X	X	X			X	
Calceolaria (B)				X			X	X	X	
Calendula (A)			X		X	X			X	
Candytuft (A) or (P)				X	X	X			X	
Carnation (A)			X		X	X			X	
Clarkia (A)				X	X	X			X	X
Coleus (A)	X			X		X	X		X	
Creeping Zinnia (A)	X		X		X					
Daisies (many types) (P)			X		X	X				
Dianthus (A) or (P)				X	X	X			X	
Forget-Me-Not (B)				X	X	X				
Fuchsia (A)	X						X		X	
Gazania (A)			X	X	X	X			X	X
Geranium (P)	X	X	X		X	X			X	X
Impatiens (A)	X		X			X	X		X	
Lantana (P)				X	X	X			X	
Lobelia (A)				X	X	X			X	
Marigold (A)			X	X	X	X			X	
Mignonette (A)			X		X	X				
Morning Glory (A)	X				X	X				X
Nasturtium (A)	X				X	X				X
Nemesia (A)			X		X	X			X	
Nemophila (A)				X	X	X				
Nicotiana (A)			X		X	X			X	
Nierembergia (P)		X	X		X	X			X	
Pansy (A) or (P)	X			X	X	X			X	
Petunia (A)	X			X	X	X			X	
Phlox (A) or (P)			X		X	X				
Portulaca (A)	X			X	X	X				X
Primrose (P)				X		X	X			X
Salvia (A)			X		X	X			X	
Schizanthus (A)		X	X		X	X			X	
Snapdragon (A)			X		X	X			X	
Stock (A)			X		X	X			X	
Sweet Peas (A)	X				X	X				
Thunbergia (A)	X				X	X			X	
Torenia (A)						X	X		X	
Vinca (A)	X				X	X			X	X

Vegetables

(A) - Annual
(B) - Biennial
(P) - Perennial

Vegetable		 Hanging Basket	 Tub or 2-5 gal. Container	 Large Container 8-12 inch pot	 Small Container 4-6 inch pot	 Full Sun	 Part Shade	 Full Shade	 High Yield	 Transplant	 Water Sparingly
Beans (bush or vine types)	(A)		X	X		X			X		
Beets	(A)			X		X			X		
Carrots	(A)			X		X			X		
Cucumbers (bush or vine type)	(A)	X	X			X					
Eggplant	(A)		X	X		X				X	
Lettuce	(A)			X	X	X	X		X		
Onions (especially bunching)	(A)			X		X					
Peas (vining)	(A)	X		X	X	X					
Peppers	(A)		X			X			X	X	
Radishes	(A)			X		X					
Spinach	(A)			X	X	X					
Squash (summer & winter)	(A)		X			X					
Swiss chard	(A)		X		X	X					
Tomato	(A)		X	X		X			X	X	
Tomato (cherry)	(A)	X	X	X		X			X	X	
Turnips	(A)			X		X					

Herbs

Herb		 Hanging Basket	 Tub or 2-5 gal. Container	 Large Container 8-12 inch pot	 Small Container 4-6 inch pot	 Full Sun	 Part Shade	 Full Shade	 High Yield	 Transplant	 Water Sparingly
Basil	(A)			X		X	X			X	
Chives	(P)				X	X	X			X	X
Dill	(A)				X	X					
Lavender	(A) or (P)			X	X	X	X			X	X
Mint	(P)		X	X		X	X	X	X	X	
Parsley	(A)	X			X		X				
Rosemary	(A) or (P)		X	X		X					
Sage	(P)				X	X	X				X
Summer Savory	(A)			X		X				X	
Thyme	(P)	X			X	X	X			X	

Vegetable Variety	Plants Per 6-inch Pot
Beet	4-5
Chard	3-4
Eggplant	1
Semi-heading lettuce	4-6
Leaf lettuce	6-10
Parsley	3-5
Pepper	1
Radish	5-8
Cherry Tomato	1

HOW MANY PLANTS PER POT

If you haven't grown vegetables in containers before, you may be unsure about how mature plants can be supported by the container you have chosen. The following table should help - compiled from information supplied by Dr. John White, a Pennsylvania State floriculturist, and Dr. Peter A. Ferretti, an All-America Selections vegetable judge. It shows how many plants of various vegetable varieties can be supported in a standard 6-inch pot. If you want to grow more than the number indicated, simply step up the size of the pot, or choose miniature varieties of the plants you want to grow.

Once you know how much space your vegetables will take, you can choose to plant many smaller containers or large "mini-gardens" with a variety of vegetables in them. Either way, you'll discover that the joys of growing, harvesting, and savoring wonderful fresh vegetables at the table aren't confined to gardeners with lots of space.

Distributed by:



Master Gardener Program at Cornell Cooperative Extension
401 North Main Street,
Warsaw, NY 14569

(585) 786-2251