




My 4-H Horse Project Record Book



For use by all Chemung County 4-H horse project members

Member name: _____

Birth date: ____/____/____ Grade: ____ 4-H county: _____

Address: _____

Phone: _____ Years in Project: _____

Project Animal Name(s): _____

Name of club in which I am completing this project: _____

_____ 4-H Year: _____

Club leader's name: _____



Introduction

This project record book has been created specially for members enrolled in the 4-H horse project. Keeping a record book is an important part of the project. It will help you set goals for the project year, record your accomplishments and help guide your efforts to keep important records on your horse.

What is a 4-H project?


A project is a subject or topic that you learn about in 4-H. More important, a project is something you do, which results from knowledge and skills you learned in the project. In this case, your project is a horse, pony, or mule. You learn about your project from attending club meetings and educational workshops, and working with adult leaders and other 4-H members. You can also learn from field trips and camps, by participating in shows and competitions, as well as through your family and self-study.

Why complete a record book?

A record book is not meant to be a chore. Instead, it is a way for you to learn. Here are some important reasons why 4-H expects you to complete a 4-H record book for your project.

Keeping a 4-H record book will help you ...

- Learn how to organize yourself
- Learn how to set reasonable goals for yourself
- Appreciate what you've learned this year from the goals you reached
- Recognize what things you learned in your 4-H project
- Explain what you've learned
- Keep track of costs of your project
- Gather information needed to apply for awards and scholarships
- Complete applications and resumes for jobs and college
- Meet requirements to participate in some county, state, or national 4-H events.



Starting Out - My goals for the 4-H year


The beginning of the 4-H year is a good time to begin thinking about what you'd like to do or learn in 4-H during the upcoming months. List some of your goals for the year and what plan you have to accomplish your goals. Talk to your leader and parents to decide what goals are realistic to try and possible to finish this year.

During each year in the 4-H horse project, members must choose a minimum of three (3) Horsemanship Goals and three (3) Personal Development Goals to pursue. Choices are listed in the Appendix. Write your choices below. Don't be afraid to challenge yourself! Of course, you may aim to reach more than the required goals. For now, write your six goals (three from HS1-147 and three from PD1-51) below, and your plan for reaching each goal. If the items on the lists have all been accomplished, develop some of your own. You may also choose special ones not listed. Be sure to get the needed signatures on the next page.


My goals for this year	What I need to do to reach each goal
Example: I will learn how to give a public presentation.	Attend county public presentation workshop. Have my leader and parents help me choose a topic that will be good for me. Practice my presentation. Give the presentation at a club meeting.
<i>HS #</i> _____	
<i>HS #</i> _____	
<i>HS #</i> _____	
<i>PD #</i> _____	
<i>PD #</i> _____	
<i>PD #</i> _____	

Signatures for goal setting


I will work toward the above goals I have set for myself for the upcoming 4-H year to the best of my ability:

 _____ (Member signature) _____ (Date)

I will support my child's goals for the upcoming 4-H year:

 _____ (Parent signature) _____ (Date)

I will help support this member's goals for the upcoming 4-H year:

 _____ (4-H Leader signature) _____ (Date)

Taking Inventory

For the horse project, you will need to keep track of your project animals. This includes any horse you own or lease prior to April 1 of the current 4-H year. A 4-H Horse Registration Form is located in the Appendix. Be sure to complete a registration form for each of your 4-H project horses and turn the form(s) into your county 4-H office prior to April 1.

Horse's Registered Name	Horse's Stable Name	Date of Birth	Sex	Height	Breed	Ownership *	Date of Purchase or Lease

*Ownership:

1. Personally owned
2. Family owned
3. * Lease/borrowed (Must have a 4-H Horse Project Lease/Borrow Form. See Appendix.)

Along the Way - Keeping track of what I do

For this section, it is best to write down what you have done shortly after completing it so you won't forget important events and activities. This section includes the following parts:

- What I did in this project this year
- Animal care & management
- Project finances
- Other clubs and projects



What I did in this project this year

The following page is where you can list what you did in your 4-H project. Don't forget to include these types of 4-H events and activities you might have done this year:

- Events participated in
- Leadership roles - such as offices held, committees led
- Shows & competitions
- Special meetings & clinics
- Community service
- Public speaking
- Field trips
- County 4-H fair
- Awards or recognition earned




Name of event/ activity	Date & Location	What I did	Level (Club, County, State, National)	Award or recognition earned?
<i>Example 1: Visited nursing home with the club</i>	<i>1/1/01 Evergreen Convalescent Center, Milltown</i>	<i>I showed photos of my horse and the equipment I use to some of the patients</i>	<i>Club</i>	<i>Received a thank-you letter from the Center Director</i>
<i>Example 2: County 4-H Qualifying Horse Show</i>	<i>7/15/01</i>	<i>Entered Starfire in five classes</i>	<i>County</i>	<i>2nd place barrel racing, 3rd place western equitation</i>

Animal Care & Management

Because your project is a living creature, it requires regular care and management. Here is the place to explain what you regularly do for or with your animal on a daily, weekly, monthly, and yearly basis. Be as specific as possible.

Don't forget to list to following:

- Feeding and watering practices
- Grooming
- Stall cleaning
- Health practices and medicines
- Riding and exercising



What I do for/with my project animal ...
Daily
Weekly
Monthly
Yearly

Project Finances

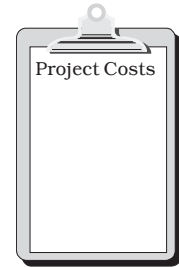
It is likely that you spent money on your 4-H project this year. This section will help you add up what it cost to complete your project.

Expenses (E)

\$ This section is where you can keep track of what materials, supplies, and equipment you purchased or used for your project and what it cost to use. Feel free to add more copies of these pages if necessary.

Expenses are divided into four categories (E 1,2,3,4):

- Tack & equipment expenses
- Board, feed & bedding expenses
- Health/medical expenses (including veterinarian, farrier, deworming, etc.)
- Miscellaneous expenses (such as meetings, clinics, lessons, shows, transportation)



(E1) Tack & equipment expenses

Date	Description of expense	Cost (\$)
1/1/01	<i>Example: New saddle blanket</i>	\$20.00
E1 Total	<i>(Add up all expenses from above and put number in box at right)</i>	

Looking Back - What I learned this year

This section is to be completed at the end of the 4-H year. It is meant to help you look back on all that you learned during the past year. This section includes the following parts:

- My horsemanship & personal development goals completed
- A summary of knowledge and skills I gained
- The three most important things I learned
- Telling my story



My goals completed

Look back on the goals you set for yourself at the beginning of the year, on page 5. How well did you meet those goals? If you added or changed goals during the year, list them below.

My goals for this year	How well did each goal get met?
Example: I will learn how to give a public presentation.	I attended county public presentation workshop. I had to change my topic three times. I should have practiced my presentation more before I gave it at the club meeting. I will start planning and practicing earlier next year!
HS # _____	
HS # _____	
HS # _____	
PD # _____	
PD # _____	
PD # _____	

A summary of knowledge and skills I gained

There are many things to learn in 4-H besides just horses. Check each item below that you learned or improved in 4-H during the past year.



I learned or improved ...

Personal Skills

- To set goals for myself
- How to organize myself
- How to finish something I started
- How to pay attention to instructions
- To feel good about myself
- Knowledge of my project
- To be proud of my accomplishments
- To make something with my hands
- To follow directions
- To try something new
- To accept change
- How to keep records of important information in my project
- To take responsibility for my own words and actions
- What is important to me
- What I am interested in
- How to get more information about something I am interested in
- How to satisfy my curiosity about a new subject
- To deal with winning and losing gracefully
- How to be careful and practice safety
- To explore a career interest
- How to make wise choices and decisions
- New words and how to use them
- How different things relate to each other
- To appreciate my cultural heritage
- To keep track of finances

Working with other people

- How to listen to other people
- Parliamentary procedure
- How to lead others
- How to solve problems
- How to run a business meeting
- How to participate in a business meeting
- How to work with adults
- How to give a public presentation
- To feel comfortable speaking in front of a group
- How to help others succeed
- To understand my strengths and weaknesses
- To make new friends
- How to get along with other kids
- To accept people who are different from me
- How to work on a committee
- How to work with the club to complete a community service project
- How to give the 4-H Pledge
- How to work with other kids
- To respect someone else's feelings



Feel free to add any other item(s) not listed above, in the space(s) below:

My 4-H Story

(One Sentence for each year of age. Ex: (10 years = 10 sentences.))

4-H Growing & Training Project Supplement

This project is for 4-H horse project members who are raising or training a young horse. To help members learn the principles of horse management as they relate to training and development of young horses, members are expected to learn the following:

Skill expected during specified age of horse	Date passed	Approved by
<i>Foal to Yearling:</i>		
1. Haltering (Halter your foal.)		
2. Teaching to lead (Lead your foal as directed.)		
3. Teaching to back (Back two (2) lengths.)		
4. Picking up the front and rear feet.		
5. Grooming as for show.		
6. Posing as for show.		
7. Sack out your colt.		
<i>Yearling to 2 year old:</i>		
8. Teach your horse to move on the line as for a showmanship and grooming class.		
9. Teach your horse to load.		
10. Teach to yield to pressures, side-step two (2) steps, right and left.		
11. Work on lunge line at walk and trot, right and left.		
12. Stop and rest yearling with long-lines.		
13. Saddle your yearling.		
<i>2 year old to 3 year old:</i>		
14. Ground-drive with longe lines.		
15. Back, trot, canter under saddle, pivot under saddle.		
16. Do a figure 8 at trot.		
17. Trot over ground rails.		
18. Turn on the forehand 180 degrees, right and left, pivot foot kept within 2 feet of starting point.		
19. Turn on the haunches 180 degrees, right and left, pivot foot kept within 3 feet of starting point.		

4-H Horse Health Information Form

Complete a separate form for each project animal. Keep a copy of this and take it and proof of items 1-4 below with you to all 4-H events with horses.

Animal's registered name: _____

Name of veterinarian: _____

Name of group (if partnership): _____

Street address: _____

City: _____ State: _____ Zip: _____

Phone: (_____) _____ County: _____

Because of the importance to the health of your animal and other animals around it, there are some very important tests and vaccinations *required* by the State of New York and/or the 4-H program.

Required test/vaccination	Date
1. Original Copy of negative Coggins Test (*Current within 24 months prior to the date of State 4-H Horse Show or 24 months from date of State 4-H Trail Ride.)	
2. Eastern Encephalitis or Bivalent Encephalitis vaccination (*Current within 12 months prior to the date of State 4-H Horse Show or State 4-H Trail Ride.)	
3. Tetanus vaccination (*Current within 12 months prior to the date of State 4-H Horse Show or State 4-H Trail Ride.)	
4. Rabies vaccination (*Current within 12 months prior to the date of State 4-H Horse Show or State 4-H Trail Ride.)	

